




**HPLHS FAUX POSTAGE STAMPS**

Print on dry-gummed paper, if possible. There are many ways to perforate the stamps, but light blue dotted lines have been provided as a guide. For perforating tips, visit our website at <http://www.cthulhulives.org/toybox/PROPDOCS/PropTips&Supplies.html>

NOT VALID FOR REAL POSTAGE. PLEASE DON'T GET US ALL IN TROUBLE BY TRYING!




NOT VALID FOR REAL POSTAGE. PLEASE DON'T GET US ALL IN TROUBLE BY TRYING!





### HPLHS FAUX POSTAGE STAMPS

Print on dry-gummed paper, if possible. There are many ways to perforate the stamps, but light blue dotted lines have been provided as a guide. For perforating tips, visit our website at <http://www.cthulhulives.org/toybox/PROPDOCS/PropTips&Supplies.html>



NOT VALID FOR REAL POSTAGE. PLEASE DON'T GET US ALL IN TROUBLE BY TRYING!

NOT VALID FOR REAL POSTAGE. PLEASE DON'T GET US ALL IN TROUBLE BY TRYING!

This HPLHS Prop Document is for entertainment purposes only. Designed and implemented by Andrew Leman. © 2006 by HPLHS. All rights reserved. Permission is hereby granted for the user to print copies for his/her personal use in role-playing

games. No other permission is granted, and any commercial or illegal use of this digital file or the prop you can make with it is ENTIRELY PROHIBITED. Please do not distribute this document. It is available from [www.cthulhulives.org](http://www.cthulhulives.org)